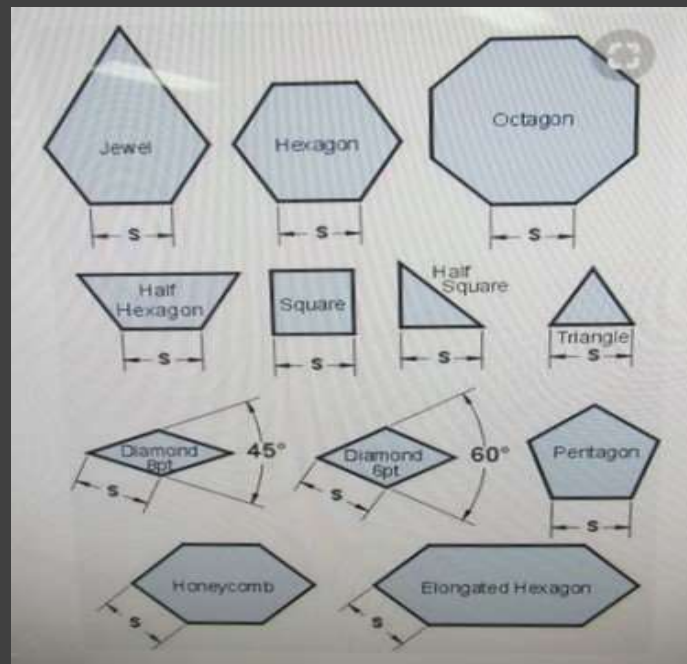


using SIMPLE or COMMON SHAPES
to Create Complex Designs



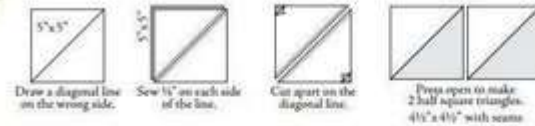
SIMPLE OR COMMON SHAPES



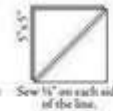
moda MEASUREMENTS

What can I do with a 5" square?

1



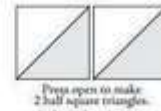
5"x5"



5"x5"



5"x5"




Press open to make 2 half square triangles. 4 1/2" x 4 1/2" with seams

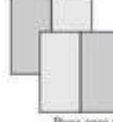
2



Place 2-5"x5" right side together



Stitch a scant 1/4" seam on outside edges. Cut in half




Press open to make 2 "pieced" charms. 4 1/2" x 5" with seams


Cutting your own 5" squares:

1/4 yard = 8 squares
1 fat quarter = 12 squares
1/2 yard = 24 squares
3/4 yard = 40 squares
1 yard = 56 squares

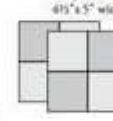
3



Place 2 "pieced" charms right side together (nest seams)



Stitch a scant 1/4" seam on outside edges. Cut in half



Press open to make 2-4 "pieced" blocks. 4 1/2" x 4 1/2" with seams

moda

4

Easy corner triangles



2 1/2"



4 1/2" x 2 1/2"



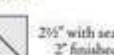
2 1/2" x 4 1/2" with seams. 2" x 4" finished

5

Use a scrap saver ruler.

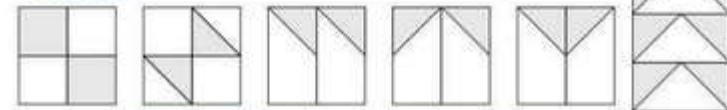


2 1/2"



2 1/2" with seams. 2" finished

BLOCK IDEAS




modafabrics.com

unitednotions.com

modahome.com


SQUARES



DISCUSS

CIRCLES





RECTANGLES & PLANKS




Staggered or juxtaposed on the diagonal to create a basket weave



RECTANGLES



- USED TO MAKE A
CHEVRON




-----Odds and ends -----



Squares create pattern and interest via

-Color family flow and



- stitched in wonky style



HEXAGONS




CREATIVE



M. C. Escher (1898-1972)

was one of the world's most famous graphic artists.



Apart from being a graphic artist, M.C. Escher illustrated books, designed tapestries, postage stamps and murals.

We adore chaos because we love to produce order. - M.C. Escher

TESSELLATION is

A **tessellation** is a shape or combination of shapes which will indefinitely cover an area without any gaps or overlaps.

Even though we tend to think of **tessellations** only as interlocking motifs, any **quilt** block that repeats itself can be considered a **tessellation**.

Jinny Beyer studios



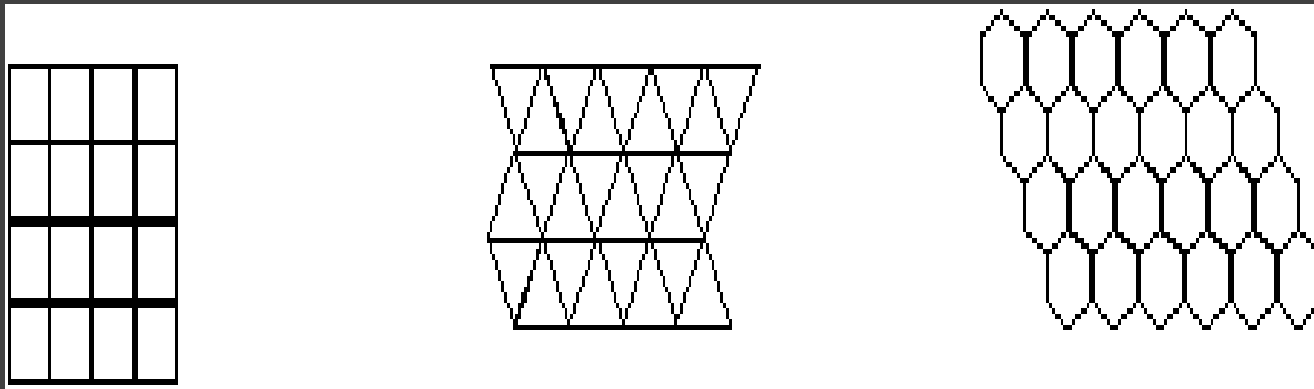


Sometimes known as tiling or a mosaic, a **tessellation** is a type of pattern.

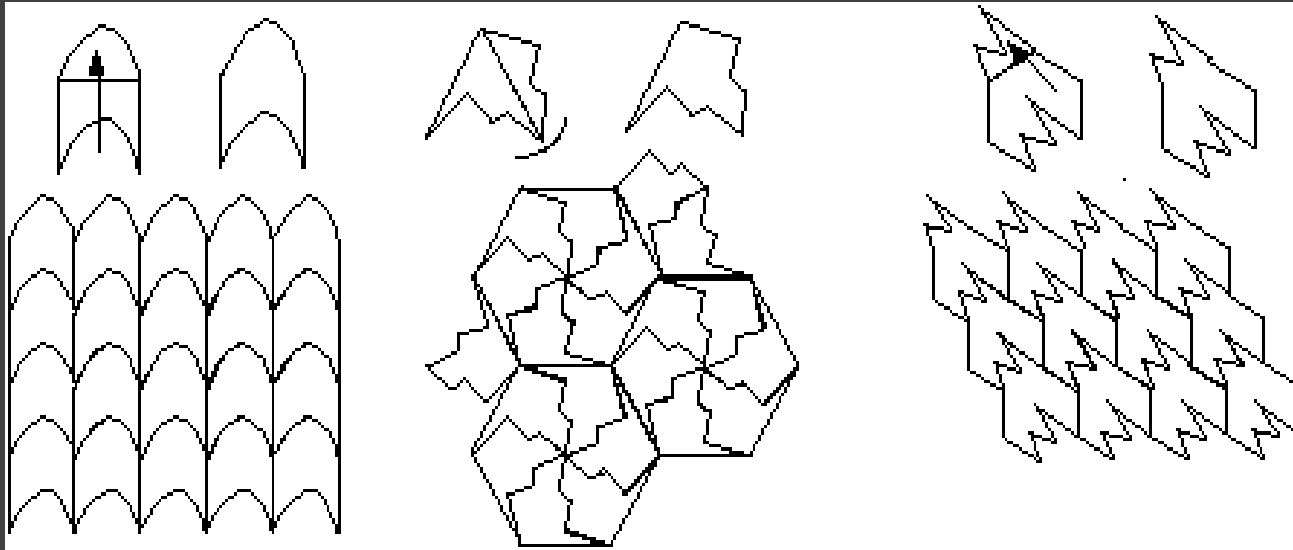


Squares, triangles and hexagons are tessellations since, when placed side by side, they will cover an area without any gaps or overlaps.

Squares, triangles and hexagons are tessellations
since, when placed side by side, they will cover an
area without any gaps or overlaps.



The secret to creating tessellations is this:
if you take away a piece of a shape, give the
piece back to a another part of the shape.




You will once again have tessellation because
the piece you give back will fit into the hole
where it was taken away.


Stripes



Utilization of STRIPES turned at 45 degree angles create complex patterns



Selvedge string quilts



SIMPLISTIC SHAPES
are layered to create complexity



COMPLEX DESIGNS
using multiple shapes



Hands on group exercise:

- > Create either 10 “ or 12” squares
- > Must use one solid
- > Don't square up

Thanks for joining us...

Using Common Shapes

to create complex designs

for Modern Quilts

